



Central Depository Services (India) Limited

Convenient + Dependable + Secure

COMMUNIQUÉ TO DEPOSITORY PARTICIPANTS

CDSL/IS/DP/POLCY/2026/245

April 09, 2026

SUBMISSION OF COMPLIANCE FOR CLOSURE OF OBSERVATIONS RAISED DURING CYBER AUDIT

Depository Participants (DPs) are advised to refer to Communique **CDSL/IS/DP/POLCY/2025/842 December 23, 2025**, on 'Submission of Cyber Audit Report' & **CDSL/IS/DP/POLCY/2025/851 December 26, 2025** regarding the extension of timeline for submission of cyber security and cyber resilience audit report of depository participants.

Any observation raised by the auditor during the audit shall be remedied on an immediate basis and should be certified by the auditor. The compliance of closure of findings identified shall be submitted to CDSL **within 3 months** from the due date of submission of report.

DPs are advised to submit compliance of closure of observations raised during the audit for the period from April-September 2025 **on or before April 30, 2026**. The User Manual for submission of the same is enclosed as **Annexure A**. DPs are requested to take note of the above and ensure compliance.

Queries regarding this communiqué may be addressed to CDSL –emails may be sent to: dpinfosec@cdslindia.com and connect through our IVR Number 022-62343333.

**For and on behalf of
Central Depository Services (India) Limited**

sd/-

**Mrugen Vijay Munjpara
Assistant Vice President – Information Security**



Central Depository Services (India) Limited

Convenient + Dependable + Secure

COMMUNIQUÉ TO DEPOSITORY PARTICIPANTS

Annexure A

Guidelines to submit Cyber Audit ATR (Action Taken Report)

IT Auditor needs to be mapped before submissions

1. Select "DP" as Login Type. Enter your user id and password. Complete the Captcha and then Sign In.

AUDIT APPLICATION

SIGN IN

Login Type: DP

User ID: [Text Box]

Password: [Text Box]

Captcha: 88ed81

Sign In

[Forgot password](#) [Registration for DP / RTA](#)

2. Enter the OTP received on the registered mobile number and email id.

AUDIT APPLICATION

LOGIN OTP

Enter OTP: [Text Box]

OTP Time :- 00:09:45

Do not refresh the page

Verify OTP



Central Depository Services (India) Limited

Convenient + Dependable + Secure

COMMUNIQUÉ TO DEPOSITORY PARTICIPANTS

- Then click on "View DP / RTA Profile and Status of Reports."

AUDIT APPLICATION

Select Audit Type	--SELECT--	v
Select Audit Month		v
Select DP / RTA	--Select--	v

Confirm

[View DP / RTA Profile and Status of Reports](#)

[View IT Auditor Profile](#)

[View Auditor Profile](#)

[View Investor Complaints](#)

- You can view the mapped logins for each login type on this page.

AUDIT APPLICATION

IT Auditor Profile

User ID:	<input type="text"/>
Name of Audit Firm:	<input type="text"/>
Address:	<input type="text"/>
Name of the Auditor:	<input type="text"/>
Mobile:	<input type="text"/>
Email ID:	<input type="text"/>

Update ProfileBack

MAPPED DP WITH AUDIT TYPES

Delete	Edit	DP ID	DP Name	Audit Firm Name	User ID	Mobile No.	Audit Type
Delete	Edit						SYSTEM AUDIT REPORT
Delete	Edit						CYBER SECURITY AUDIT ATR



Central Depository Services (India) Limited

Convenient \oplus Dependable \oplus Secure

COMMUNIQUÉ TO DEPOSITORY PARTICIPANTS

5. Go back. Click on “Registration for IT Auditor”

If the IT Auditor is already available in the dropdown, simply select the Auditor name, choose the DP name, and then click on “Register”.

AUDIT APPLICATION

Select Audit Type	--SELECT--	▼
Select Audit Month		▼
Select DP / RTA	--Select--	▼
<div style="background-color: #0056b3; color: white; padding: 5px; display: inline-block; margin: 5px 0;">Confirm</div>		
View DP / RTA Profile and Status of Reports		
View IT Auditor Profile		
View Auditor Profile		
View Investor Complaints		
View Pending Submission View Pending Non-Compliance		
Go to Login Change Password		
Registration for Auditor Registration for IT Auditor Registration for Designated Officer User registration - Bidding DP		
Register Your KYC User Click Here!!!		
Sectoral Risk Assessment		

6. After Selecting “Registration for IT Auditor” below screen would be displayed.

AUDIT APPLICATION

IT AUDITOR REGISTRATION

Select Audit Type	--Select--	▼
Auditor List	--SELECT--	▼
* Auditors Email ID	<input type="text" value="Email ID"/>	
* Name of Audit Firm	<input type="text" value="Audit Firm Name"/>	
Address of Audit Firm	<input type="text" value="Address"/>	↕
* Name of Contact Person	<input type="text" value="Contact Person"/>	
* Mobile No.	<input type="text" value="Mobile no."/>	
Select DP		▼
<div style="background-color: #0056b3; color: white; padding: 5px; display: inline-block; margin: 5px 0;">Register</div>		
Go to Login Refresh		

Copyright © 2019 - Audit Team, Central Depository Services (India) Ltd. All rights reserved.



Central Depository Services (India) Limited

Convenient + Dependable + Secure

COMMUNIQUÉ TO DEPOSITORY PARTICIPANTS

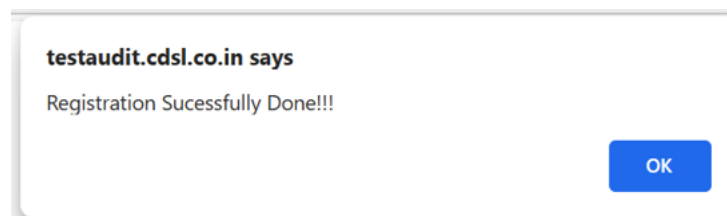
7. Select “Cyber Security Audit ATR” as the Audit Type.

Enter All details like Auditors Email ID, Name of Audit Firm, Name of the contact person, Mobile Number. Select DP. And then click on Register.

IT/VAPT AUDITOR REGISTRATION

Select Audit Type	CYBER SECURITY AUDIT ATR	▼
Auditor List	--SELECT--	▼
* Auditors Email ID	<input type="text" value="Email ID"/>	
* Name of Audit Firm	<input type="text" value="Audit Firm Name"/>	
Address of Audit Firm	<input type="text" value="Address"/>	
* Name of Contact Person	<input type="text" value="Contact Person"/>	
* Mobile No.	<input type="text" value="Mobile no."/>	
Select DP	--Select--	▼
<input type="button" value="Register"/>		

8. Once Registration is done, a pop-up box will appear intimating the same.





Central Depository Services (India) Limited

Convenient + Dependable + Secure

COMMUNIQUÉ TO DEPOSITORY PARTICIPANTS

9. Then click on Forgot Password.

AUDIT APPLICATION

SIGN IN

Login Type

User ID

Password

085a24

Sign In

[Forgot password](#) [Registration for DP / RTA](#)

10. After Clicking on Forgot Password it will redirect to below screen shot.

AUDIT APPLICATION

FORGOT PASSWORD

Login Type

User ID

Email ID

I'm not a robot

Submit **Cancel**

11. Select IT Auditor as the Login Type.

Enter User ID and Email ID. Please note that the User ID must be email ID.

Complete captcha verifications and then Submit.

AUDIT APPLICATION

FORGOT PASSWORD

Login Type

User ID

Email ID

I'm not a robot

Submit **Cancel**



Central Depository Services (India) Limited

Convenient + Dependable + Secure

COMMUNIQUÉ TO DEPOSITORY PARTICIPANTS

12. Enter the OTP received on the registered number or email id

AUDIT APPLICATION

FORGOT PASSWORD

Enter OTP

OTP Time :- 00:09:12 Do not refresh the page

13. Enter New password and confirm the new password. Click on Save Changes.

AUDIT APPLICATION

FORGOT PASSWORD

You can reset your password here

New Password

Confirm Password

* Password Instructions : At least one digit [0-9], one lowercase character [a-z], one uppercase character [A-Z], one special character [*.!@#\$%^&(){}[];:<>,] and at least 8 characters in length

14. After resetting password, Login as an IT Auditor.

AUDIT APPLICATION

SIGN IN

Login Type

User ID

Password

a55ad5

[Forgot password](#) [Registration for DP / RTA](#)

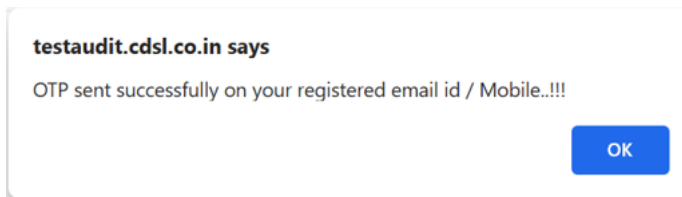


Central Depository Services (India) Limited

Convenient + Dependable + Secure

COMMUNIQUÉ TO DEPOSITORY PARTICIPANTS


15. You will receive the OTP on the registered mobile number and email id.



16. Enter the OTP to Login

AUDIT APPLICATION

LOGIN OTP

 Enter OTP	<input type="text" value="Enter OTP"/>
OTP Time :- 00:09:42	Do not refresh the page <input type="button" value="Verify OTP"/>



Central Depository Services (India) Limited

Convenient + Dependable + Secure

COMMUNIQUÉ TO DEPOSITORY PARTICIPANTS

IT AUDITOR SCREEN

1. Log in Into Audit application by using the below link:-

<https://auditweb.cdslindia.com/Login.aspx>

Now Sign in using 'Login Type-IT Auditor'.

Now enter User ID & Password and click on "Sign In" button.

AUDIT APPLICATION

SIGN IN

Login Type	<input type="text" value="IT_Auditor"/>
User ID	<input type="text"/>
Password	<input type="password" value="....."/>
	06462d
	<input type="text" value="06462d"/>
	<input type="button" value="Sign In"/>

2. Enter the OTP received on the registered mobile no.

AUDIT APPLICATION

LOGIN OTP

Enter OTP	<input type="text" value="Enter OTP"/>
OTP Time :- 00:09:25	Do not refresh the page
	<input type="button" value="Verify OTP"/>

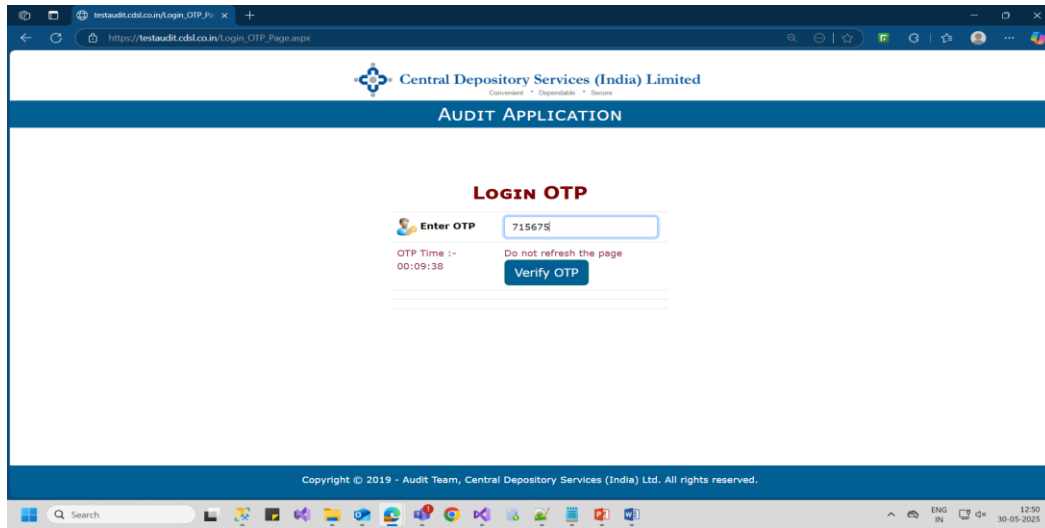


Central Depository Services (India) Limited

Convenient + Dependable + Secure

COMMUNIQUÉ TO DEPOSITORY PARTICIPANTS

3. **Enter the OTP:** You will receive the OTP on both your IT Auditor registered mobile number and email Id.



4. Then select audit type “Cyber Security Audit ATR” from the Drop down. Select Audit month, the DP ID and DP Name in the ‘**Select DP / RTA**’ tab and click on ‘**Confirm**’.

Select Audit Type	CYBER SECURITY AUDIT ATR	▼
Select Audit Month		▼
Select DP / RTA		▼
Confirm		

5. The below screen will be presented once the user is logged in. Enter all the details mentioned below. **All the details below will be auto populated.**

CYBER SECURITY AUDIT ATR					
* Date	01/04/2026 12:36	* DP Name	[Redacted]	* DP Category	[Redacted]
* DP ID	[Redacted]	* Period	April to September		
Cyber Audit Report covers the following Branch DPIDs:-					
* Is the report uploaded on the letter head of CERT-in empanelled entity with DP ID & DP Name specified.					10600
* Name of CERT-In empanelled entity:					[Redacted]
* CERT-In empanelment validity expiry Date (DD-MM-YYYY):					21-04-2026
* No of consecutive audits performed by the auditor:					3
* Date of Audit Report:					24-03-2026
<small>If the report is not submitted within prescribed timeline, it will be treated as noncompliance & applicable penalty would be imposed</small>					



Central Depository Services (India) Limited

Convenient + Dependable + Secure

COMMUNIQUE TO DEPOSITORY PARTICIPANTS

6. Kindly note that only the non-compliant points will be displayed here

The 'IT Auditor' is given access to fill only the below mentioned fields:

- Compliance Status.
- Description of Findings/Reason why the TOR clause is not applicable to DP.
- Severity Level.

1. GOVERNANCE						
Auditor Clause	Checkpoint Description	Compliance Status	Management Comments	Description of Findings/ Observations/Reason why the TOR Clause is not applicable to the DP	Target Closure Date (dd/mm/yyyy)	Severity Finding
1(a)	Has the RE allocated an adequate percentage of the total IT budget to cybersecurity? Has this allocation been mentioned under a separate budgetary head for monitoring by the Board of Directors or top-level management?	NOT COMPLETED		saSeSA	dd-mm-yyyy	CRITICAL
1(b)(i)	Has the RE ensured that adequate resources are allocated and aligned with the cybersecurity risk strategy, roles and responsibilities, and policies? Whether the resources are defined in terms of budgetary allocation, people, and material, and are resourcing requirements revisited regularly based upon progress or shortfalls in the implementation of standards and reflected in the budgetary allocation?	COMPLETED			dd-mm-yyyy	-SELECT-
1(i)	Has the RE formulated an up-to-date CCMP in line with the national CCMP of CERT-in?	NA			dd-mm-yyyy	-SELECT-
1(i)(i)	Has the CCMP been approved by the Board/Partners/Proprietor of the RE?	COMPLETED			dd-mm-yyyy	-SELECT-
1(i)(ii)	Does the RE have a clearly defined framework for change management including requirements justifying exception(s), duration of exception(s), the process of granting exception(s), and authority for approving and for periodic review of exception(s) given?	COMPLETED			dd-mm-yyyy	-SELECT-
1 (a)	Periodic Audit 1.Has the RE engaged only CERT-in empanelled IS auditing organizations for conducting external audits, including cyber audits, to audit the implementation of all standards mentioned in the framework? 2.Has the CERT-in empanelled IS auditing organization been changed after three consecutive years? 3.Along with the cyber audit reports, has the RE also submitted a declaration from the Managing Director (MD)/Chief Executive Officer (CEO) as mentioned in SEBI/CICERT 4.Does the audit management process of the RE include (but not limited to) audit program/calendar, planning, preparation, delivery, evaluation, reporting, and follow-up, etc.? 5.For conducting audits, are CERT-in 'IS Security Auditing Guidelines for Audited Organizations' followed by the RE? Additionally, are CERT-in 'Guidelines for CERT-in Empanelled IS Auditing Organizations' (as outlined SEBI/CICERT) mandated for empanelled IS auditing organizations? 6.Is due diligence with respect to the audit process and the tools used for such audits undertaken by RE to ensure the competence and effectiveness of audits?	COMPLETED			dd-mm-yyyy	-SELECT-

Save

Once all details have been entered, kindly click on the 'SAVE' button in every segment.

7. Select the file and upload the Cyber Audit ATR.

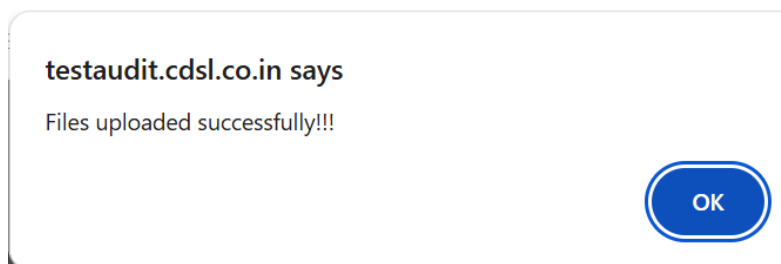
Attached File: Upload Cyber Audit ATR by the Auditor

Choose Files | No file chosen Upload

File Name	Download	Delete
[redacted].pdf	Download	Delete

Save Back

The following message is displayed upon successful upload of the file.





Central Depository Services (India) Limited

Convenient + Dependable + Secure

COMMUNIQUÉ TO DEPOSITORY PARTICIPANTS

8. Once all segments have been saved, proceed by clicking on the **'SAVE'** button.
You will receive the below message.

File Name	Download	Delete
[Redacted] .pdf	Download	Delete

testaudit.cdsl.co.in says

CYBER SECURITY AUDIT ATR Saved Successfully. Now Application
Pending at Designated Officer !!!!

OK



Central Depository Services (India) Limited

Convenient + Dependable + Secure

COMMUNIQUÉ TO DEPOSITORY PARTICIPANTS

DESIGNATED OFFICER LOGIN

1. Log in Into Audit application by using the below link:-

<https://auditweb.cdslindia.com/Login.aspx>

Now Sign in using 'Login Type-Designated officer'.

Now enter User ID & Password and click on "Sign In" button.

2. **Enter the OTP:** You will receive the OTP on both your DP's registered mobile number and email Id.



Central Depository Services (India) Limited

Convenient + Dependable + Secure

COMMUNIQUÉ TO DEPOSITORY PARTICIPANTS

- Then select audit type “Cyber Security Audit ATR” from the Drop down.
Select the DP ID and DP Name in the ‘Select DP / RTA’ tab and click on ‘Confirm’.

AUDIT APPLICATION

Select Audit Type	CYBER SECURITY AUDIT ATR	▼
Select Audit Month		▼
Select DP / RTA		▼
Confirm		

- The below screen will be displayed once the user is logged in. **All the details below will be auto populated**

AUDIT APPLICATION		
CYBER SECURITY AUDIT ATR		
* Date	01/04/2026 14:55	* DP Name
* DP ID		* DP Category
		* Period
Cyber Audit Report covers the following Branch DPIDs :-		
* In the report uploaded on the letter head of CERT-in empanelled entity with DP ID & DP Name specified.		
* Name of CERT In empanelled entity :		NO
* CERT-in empanelment validity expiry Date (DD- MM-YYYY):		30-04-2026
*No of consecutive audits performed by the auditor:		2
* Date of Audit Report:		31-03-2025
If the report is not submitted within prescribed timeline, it will be treated as noncompliance & applicable penalty would be imposed		

- The ‘Designated Officer’ is given access to fill only the below mentioned fields:

- Management Comments
- Target Closure Date (dd/mm/yyyy)

1. GOVERNANCE						
Auditor Clause	Checkpoint Description	Compliance Status	Management Comments	Description of Findings/Observations/Reason why the TOR Clause is not applicable to the DP	Target Closure Date (dd/mm/yyyy)	Severity Finding
1(b)	Has the RE allocated an adequate percentage of the total IT budget to cybersecurity? Has this allocation been mentioned under a separate budgetary head for monitoring by the Board of Directors or top-level management?	COMPLIED			dd-mm-yyyy	SELECT
1(b)(i)	Has the RE ensured that adequate resources are allocated and aligned with the cybersecurity risk strategy, roles and responsibilities, and policies? Whether the resources are defined in terms of budgetary allocation, people, and material, and are resourcing requirements revisited regularly based upon progress or shortfalls in the implementation of standards and reflected in the budgetary allocation?	COMPLIED			dd-mm-yyyy	SELECT
1(i)	Has the RE formulated an up-to-date CCMP in line with the national CCMP of CERT-In?	COMPLIED			dd-mm-yyyy	SELECT
1(i)(i)	Has the CCMP been approved by the Board/Partners/Proprietor of the RE?	NOT COMPLIED	Testing	Final Testing of the CR 1156	31-03-2026	CRITICAL
1(i)(ii)	Does the RE have a clearly defined framework for change management including requirements justifying exception(s), duration of exception(s), the process of granting exception(s), and authority for approving and for periodic review of exception(s) given?	NOT COMPLIED	Testing	Final Testing of the CR 1156	30-03-2026	HIGH
1 (p)	Periodic Audit 1.Has the RE engaged only CERT-in empanelled IS auditing organizations for conducting external audits, including cyber audits, to audit the implementation of all standards mentioned in this framework? 2.Has the CERT-In empanelled IS auditing organization been changed after three consecutive years? 3.Along with the cyber audit reports, has the RE also submitted a declaration from the Managing Director (MD)/Chief Executive Officer (CEO) as mentioned in SEBI CSCRF 4.Does the audit management process of the RE include (but not limited to) audit program/calendar, planning, preparation, delivery, evaluation, reporting, and follow-up, etc.? 5.For conducting audits, are CERT-in IT Security Auditing Guidelines for Auditee Organizations followed by the RE? Additionally, are CERT-In 'Guidelines for CERT-In Empanelled IS Auditing Organizations' (as outlined SEBI CSCRF) mandated for empanelled IS auditing organizations? 6.Is due diligence with respect to the audit process and the tools used for such audits undertaken by RE to ensure the competence and effectiveness of audits?	NA	test		dd-mm-yyyy	SELECT

Save



Central Depository Services (India) Limited

Convenient + Dependable + Secure

COMMUNIQUÉ TO DEPOSITORY PARTICIPANTS

- Once all segments have been saved, **Attach a file—or any other upload if you prefer—and it will be successfully uploaded (Optional)**

Attached File: Upload Cyber Audit ATR by the Auditor

Choose Files | No file chosen | Upload

File Name: [Redacted] .pdf | Download | Delete

Attach File - Any Other Upload

Choose Files | No file chosen | Upload

File Name: [Redacted] .pdf | Download | Delete

Declaration: I hereby declare that the information given above and in the enclosed documents is true to the best of my knowledge.

Save | Submit to CDSL | Back

testaudit.cdsl.co.in says

Files uploaded successfully!!!

OK

- Before submission, please click on declaration check box. Proceed by clicking on the **'SAVE'** button

testaudit.cdsl.co.in says

Records of All Sections are saved successfully into the system!!!

OK

- After saving the segment it will pop up the below message. **Click on Submit to CDSL.**

testaudit.cdsl.co.in says

Are you sure you want to submit CYBER SECURITY AUDIT ATR to CDSL?

OK

Cancel

testaudit.cdsl.co.in says

CYBER SECURITY AUDIT ATR report submitted successfully!!!!

OK



Central Depository Services (India) Limited

Convenient ⊕ Dependable ⊕ Secure

COMMUNIQUÉ TO DEPOSITORY PARTICIPANTS

DPs are advised to take note of the following:

- IT Auditor registration/mapping is carried out through the DP login, and the same auditor can then proceed with the submission.
- Each submission is permitted for a single auditor only.
- If you want to change your auditor, ensure the previous auditor is deleted before adding or mapping a new one through DP login.
- The audit report must be on the letterhead containing the name of the auditor, audit firm, Cert-In empanelment expiry date and valid signature
- The audit report must include the DP Name and DP ID.
- Audit period must be clearly mentioned.
- Compliance status must be clearly stated as Complied / Not Complied / Not Applicable.
- Kindly ensure each subpoints of the Checkpoint Description are duly filled in and **SAVED** before submitting it to CDSL. If the details are not saved prior to submission, the data may not be recorded in the system which may result in incomplete or missing information at the time of submission.

If any error is faced while submitting the report, request you to send an email on dpinfosec@cdslindia.com along with the screenshot of the error.
